

HAPPY NEW YEAR

JANUARY 2025 BOM MYSTERY QUILT CLUB

FOUNDATION PAPER PIECING QUILT BLOCK PATTERN – 18" X 18"



WWW.JULIUSHANDMADE.COM

JULIUSHANDMADE@YAHOO.COM

© JuliusHandmade 2024

Please do not duplicate or sell this pattern.

Items made using this pattern may be sold.

Please include "Pattern designed by JuliusHandmade."

JULIUS  **HANDMADE**

IMPORTANT INFO ABOUT THE PATTERN:

PATTERN PIECES

THIS PATTERN REQUIRES THE GLUING/TAPING OF PIECES TOGETHER. TO DO THIS, MATCH THE GLUE LINE NUMBERS ON THE PATTERN PIECES

COMBINING SECTIONS

USE THE IMAGES FROM THE PIECING INSTRUCTIONS IF YOU HAVE QUESTIONS ABOUT HOW PIECES SHOULD BE CONNECTED TOGETHER. MATCH YOUR FINISHED UNIT TO THE IMAGE, MATCHING POINTS WHERE NEEDED

FABRIC REQUIREMENTS

FABRIC REQUIREMENTS ARE ONLY AN ESTIMATION. YOU MAY REQUIRE MORE OR LESS DEPENDING ON YOUR PIECING METHODS

SKILL LEVEL



THIS PATTERN IS FOR ENTHUSIASTIC BEGINNER/INTERMEDIATE QUILTERS.

THIS PATTERN ASSUMES UNDERSTANDING OF FOUNDATION PAPER PIECING



FABRIC CODES / REQUIREMENTS (ESTIMATION ONLY)



DARK BLUE
USED 75 TIMES
1/3 YARD



GOLDEN YELLOW
USED 50 TIMES
1/3 YARD



BURNT ORANGE
USED 22 TIMES
1/3 YARD

BLOCK 1 OF 12 – JULIUS HANDMADE 2025 BOM MYSTERY QUILT CLUB

POST YOUR FINISHED BLOCK #JULIUSHANDMADEBOM2025



© JuliusHandmade 2024

Please do not duplicate or sell this pattern.

Items made using this pattern may be sold.

Please include "Pattern designed by JuliusHandmade."

JULIUS  HANDMADE




© JuliusHandmade 2024

Please do not duplicate or sell this pattern.

Items made using this pattern may be sold.


Please include "Pattern designed by JuliusHandmade."





UNIT 1 - SECTIONS A-F

A+B
(AB)+C
(ABC)+D
(ABCD)+E
(ABCDE)+F



UNIT 2 - SECTIONS G-K

G+H
(GH)+I
(GHI)+J
(GHIJ)+K




UNIT 3- SECTIONS L-Q

L+M
(LM)+N
(LMN)+O
(LMNO)+P
(LMNOP)+Q



UNIT 4 - SECTIONS R-V

R+S
(RS)+T
(RST)+U
(RSTU)+V



LEFT HALF – UNIT 1 + UNIT 2



RIGHT HALF – UNIT 3 + UNIT 4



FINISHING

LEFT HALF + RIGHT HALF



