

# APRIL SHOWERS

APRIL 2025 BOM MYSTERY QUILT CLUB

FOUNDATION PAPER PIECING QUILT BLOCK PATTERN — 18" X 18"



[WWW.JULIUSHANDMADE.COM](http://WWW.JULIUSHANDMADE.COM)

[JULIUSHANDMADE@YAHOO.COM](mailto:JULIUSHANDMADE@YAHOO.COM)

© JuliusHandmade 2024

Please do not duplicate or sell this pattern.

Items made using this pattern may be sold.

Please include "Pattern designed by JuliusHandmade."

**JULIUS**  **HANDMADE**

## IMPORTANT INFO ABOUT THE PATTERN:

### PRINTING

THIS PATTERN SHOULD BE PRINTED AT ACTUAL SIZE OR 100% SCALE ON LETTER SIZE (8.5" x 11") PAPER TO ENSURE THE FINISHED QUILT IS THE CORRECT SIZE

### PATTERN PIECES

THIS PATTERN REQUIRES THE GLUING/TAPING OF PIECES TOGETHER. TO DO THIS, MATCH THE GLUE LINE NUMBERS ON THE PATTERN PIECES

### COMBINING SECTIONS

USE THE IMAGES FROM THE COLORING PAGES OR THE FULL COLOR IMAGES IF YOU HAVE QUESTIONS ABOUT HOW PIECES SHOULD BE CONNECTED TOGETHER. MATCH YOUR FINISHED SECTION TO THE IMAGE, MATCHING POINTS WHERE NEEDED

### FABRIC REQUIREMENTS

FABRIC REQUIREMENTS ARE ONLY AN ESTIMATION. YOU MAY REQUIRE MORE OR LESS DEPENDING ON YOUR PIECING METHODS

### SKILL LEVEL



THIS PATTERN IS FOR BEGINNER/INTERMEDIATE QUILTERS.

THIS PATTERN ASSUMES UNDERSTANDING OF FOUNDATION PAPER PIECING



@JULIUSHANDMADE



Youtube.com/@juliushandmade

## FABRIC CODES / REQUIREMENTS (ESTIMATION ONLY. CUT STRIPS WIDTH OF FABRIC)

1	DARK BLUE USED 60 TIMES 1/3 YARD	4	MEDIUM RED USED 6 TIMES 6" STRIP	7	BLACK USED 20 TIMES 2" STRIP
2	WHITE USED 32 TIMES 6" STRIP	5	LIGHT GREY USED 8 TIMES 4" STRIP	8	DARK RED USED 4 TIMES 4" STRIP
3	BRIGHT RED USED 12 TIMES 6" STRIP	6	LIGHT BLUE USED 10 TIMES 2" STRIP	9	PINK USED 4 TIMES 4" STRIP

## BLOCK 4 OF 12 – JULIUS HANDMADE 2025 BOM MYSTERY QUILT CLUB

POST YOUR FINISHED BLOCK #JULIUSHANDMADEBOM2025



© JuliusHandmade 2024

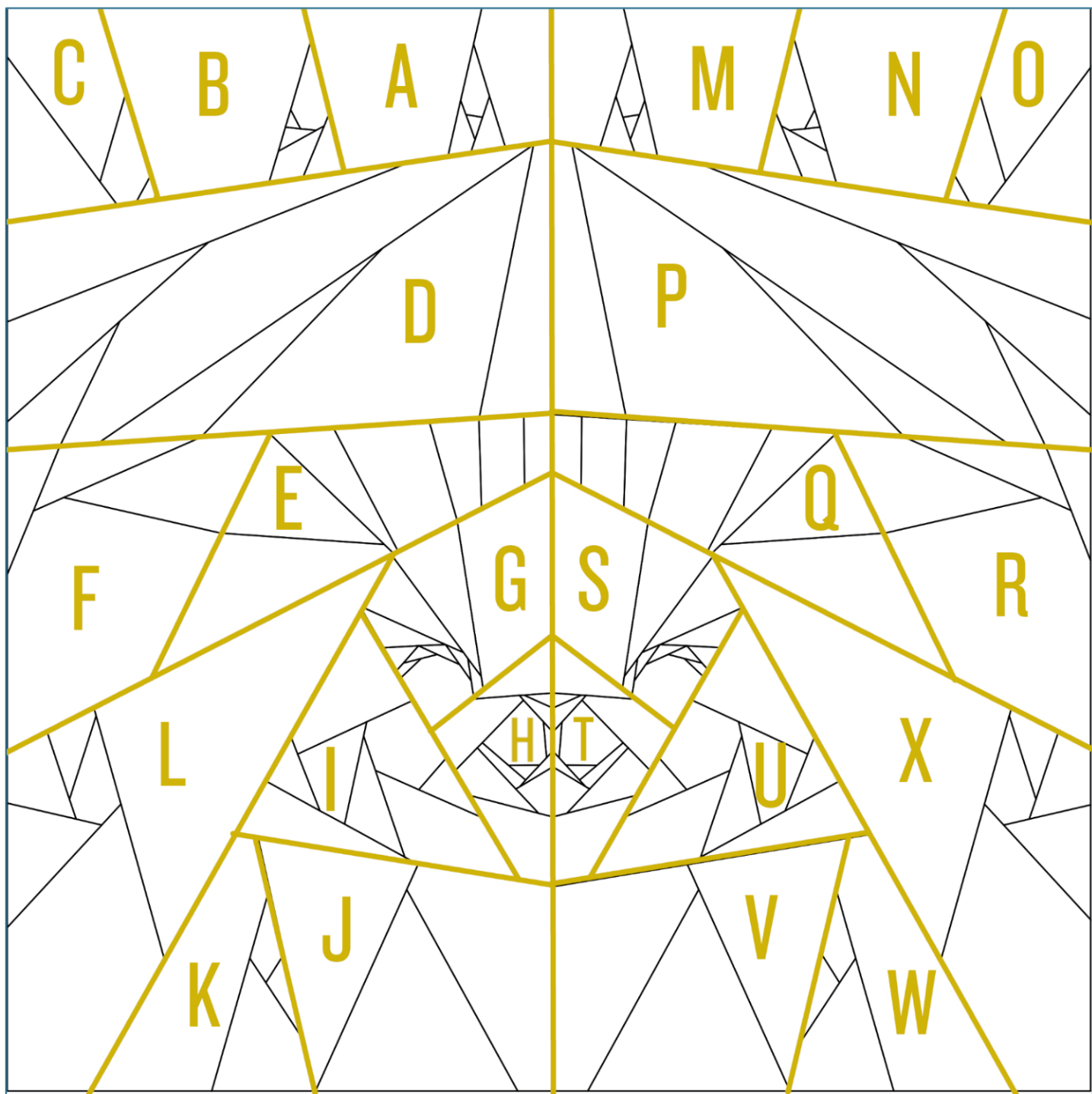
Please do not duplicate or sell this pattern.

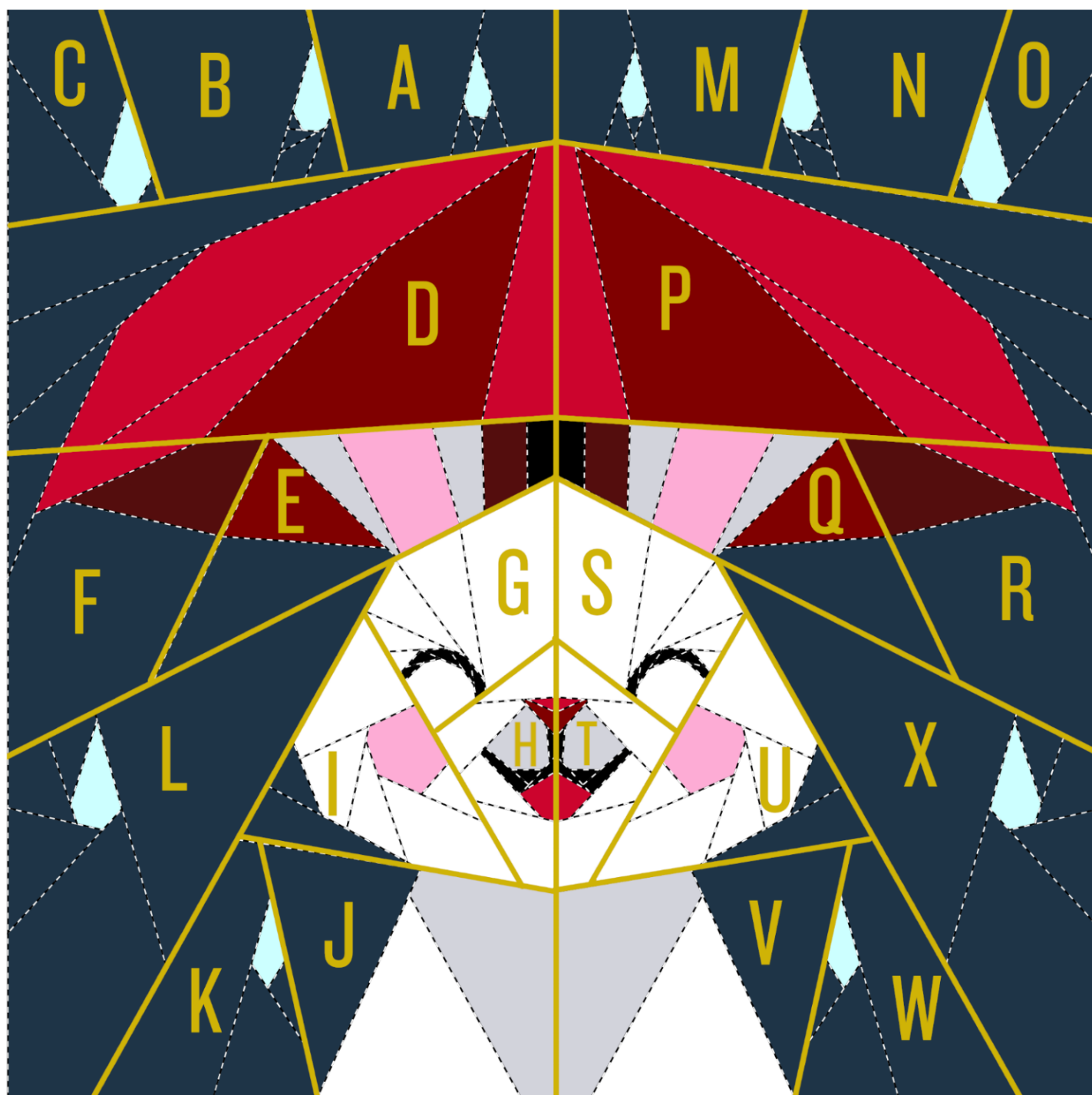
Items made using this pattern may be sold.

Please include "Pattern designed by JuliusHandmade."

JULIUS  HANDMADE



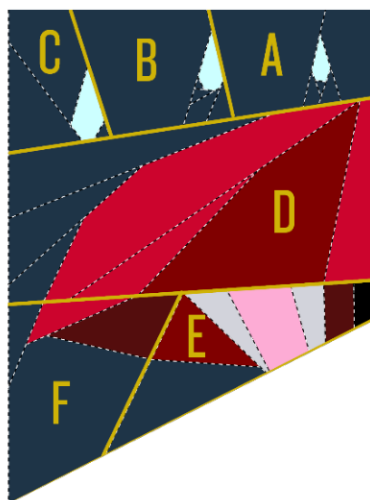




## UNIT 1 - SECTIONS A-F

A+B  
(AB)+C  
(ABC)+D

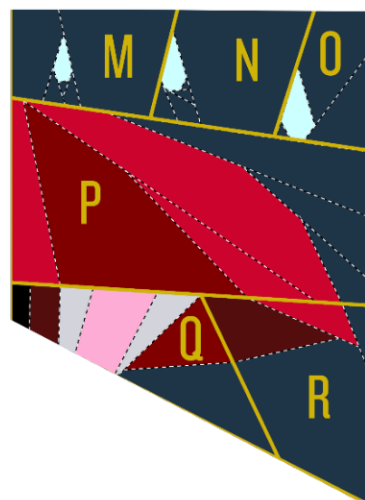
E+F  
(ABCD)+(EF)



## UNIT 3 - SECTIONS M-R

M+N  
(MN)+O  
(MNO)+P

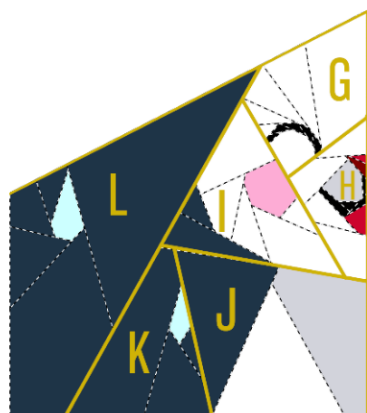
Q+R  
(MNOP)+(QR)



## UNIT 2- SECTIONS G-L

G+H  
(GH)+I

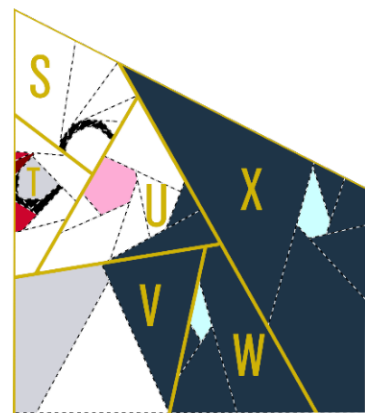
J+K  
(GHI)+(JK)  
(GHIJK)+L



## UNIT 4 - SECTIONS S-X

S+T  
(ST)+U

V+W  
(STU)+(VW)  
(STUVW)+X





## LEFT HALF – UNIT 1 + UNIT 2



## RIGHT HALF – UNIT 3 + UNIT 4



## FINISHING

LEFT HALF + RIGHT HALF

