


BIRDS OF A FEATHER

FEBRUARY 2025 BOM MYSTERY QUILT CLUB

FOUNDATION PAPER PIECING QUILT BLOCK PATTERN – 18" X 18"



WWW.JULIUSHANDMADE.COM

JULIUSHANDMADE@YAHOO.COM

© JuliusHandmade 2024

Please do not duplicate or sell this pattern.

Items made using this pattern may be sold.

Please include "Pattern designed by JuliusHandmade."

JULIUS  **HANDMADE**

IMPORTANT INFO ABOUT THE PATTERN:

PRINTING INSTRUCTIONS

MAKE SURE TO PRINT PATTERN AT "ACTUAL SIZE" OR 100% SCALE

COMBINING SECTIONS

USE THE IMAGES FROM THE PIECING INSTRUCTIONS IF YOU HAVE QUESTIONS ABOUT HOW PIECES SHOULD BE CONNECTED TOGETHER. MATCH YOUR FINISHED UNIT TO THE IMAGE, MATCHING POINTS WHERE NEEDED

FABRIC REQUIREMENTS

FABRIC REQUIREMENTS ARE ONLY AN ESTIMATION. YOU MAY REQUIRE MORE OR LESS DEPENDING ON YOUR PIECING METHODS

SKILL LEVEL





THIS PATTERN IS FOR ENTHUSIASTIC BEGINNER/INTERMEDIATE QUILTERS.

THIS PATTERN ASSUMES UNDERSTANDING OF FOUNDATION PAPER PIECING




FABRIC CODES / REQUIREMENTS (ESTIMATION ONLY)

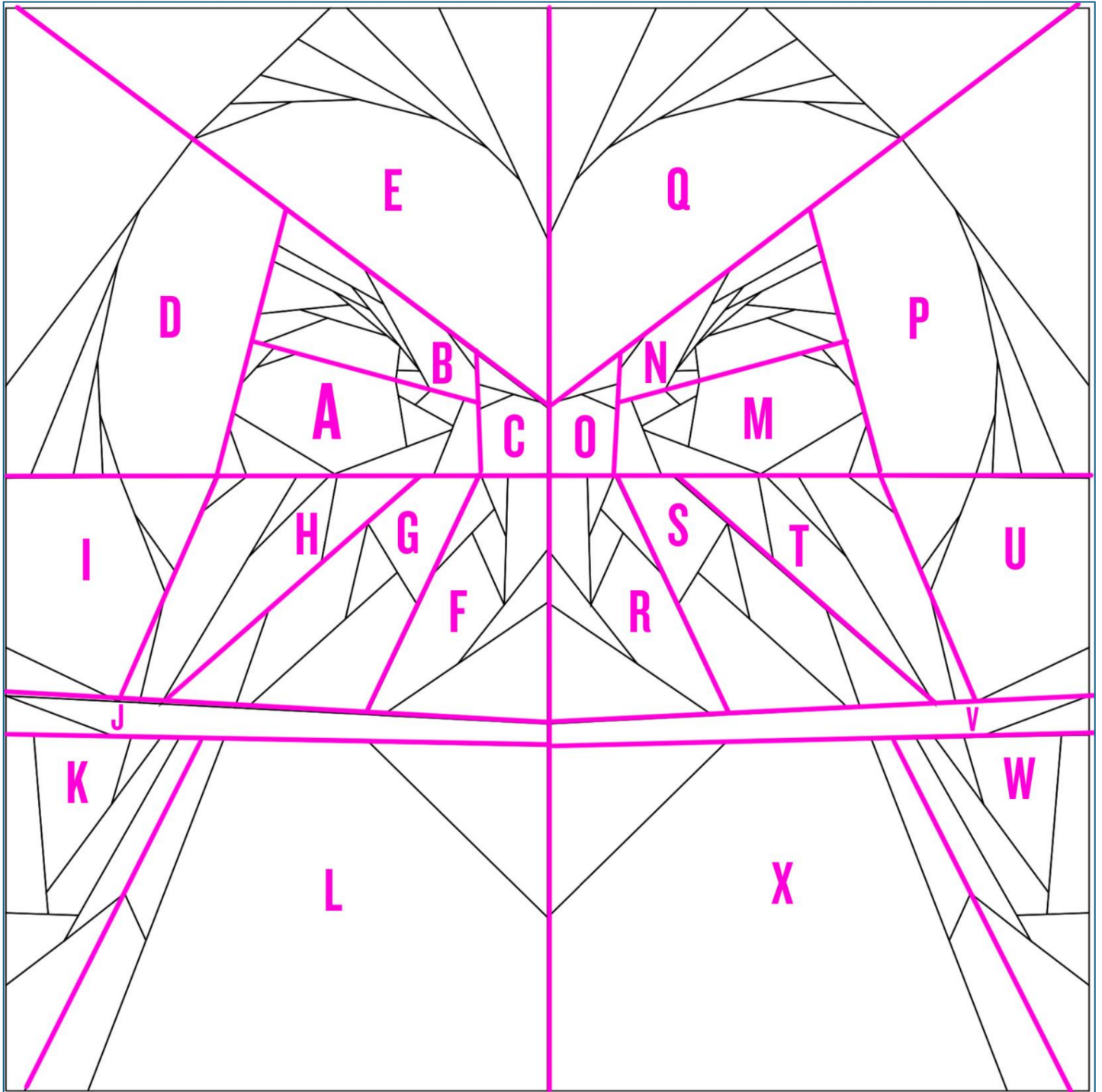
 1	BACKGROUND USED 44 TIMES 1/3 YARD	 4	YELLOW USED 6 TIMES 4" STRIP	 7	BROWN USED 4 TIMES 2" STRIP
 2	RED USED 36 TIMES 6" STRIP	 5	LIGHT GREY USED 8 TIMES 4" STRIP	 8	WHITE USED 8 TIMES 2" STRIP
 3	BLACK USED 26 TIMES 4" STRIP	 6	LIGHT YELLOW USED 10 TIMES 4" STRIP	 9	DARK GREY USED 6 TIMES 4" STRIP


BLOCK 2 OF 12 – JULIUS HANDMADE 2025 BOM MYSTERY QUILT CLUB

POST YOUR FINISHED BLOCK #JULIUSHANDMADEBOM2025



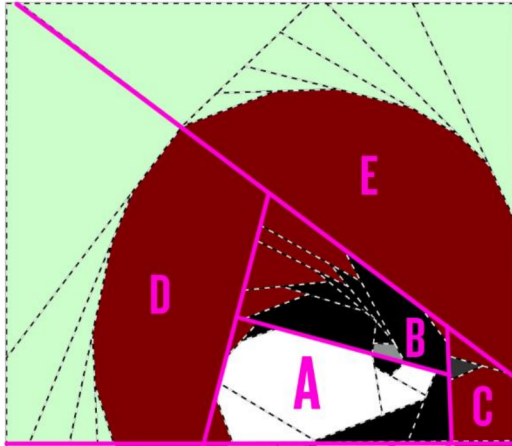






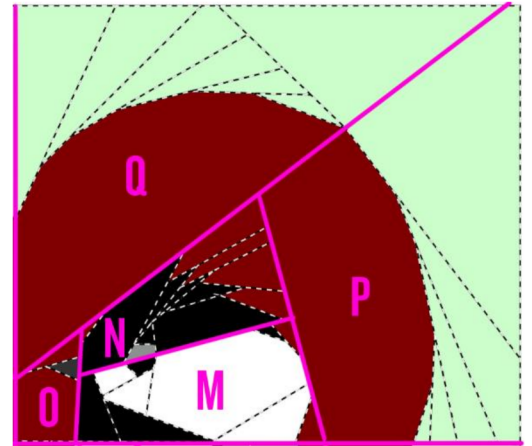
UNIT 1 - SECTIONS A-F

A+B
 (AB)+C
 (ABC)+D
 (ABCD)+E



UNIT 2 - SECTIONS M-Q

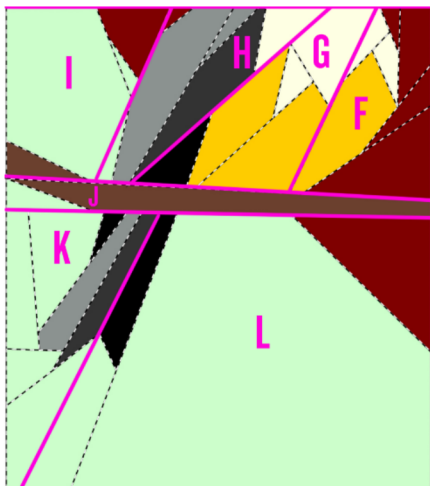
M+N
 (MN)+O
 (MNO)+P
 (MNOP)+Q



UNIT 2- SECTIONS F-L

F+G
 (FG)+H
 (FGH)+I
 (FGHI)+J

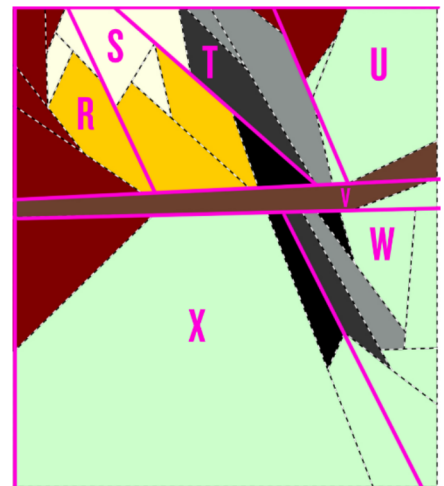
 K+L
 (FGHIJ)+(KL)



UNIT 4 - SECTIONS R-X

R+S
 (RS)+T
 (RST)+U
 (RSTU)+V


 W+X
 (RSTUV)+(WX)



LEFT HALF – UNIT 1 + UNIT 2



RIGHT HALF – UNIT 3 + UNIT 4



FINISHING

LEFT HALF + RIGHT HALF

